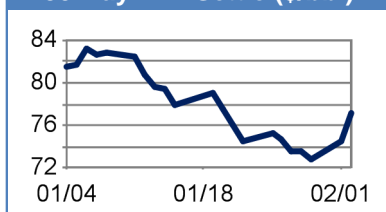


NYMEX at Settlement

WTI Crude Oil (\$/bbl)

Month	Price	Change
MAR	77.23	2.80
APR	77.72	2.81
MAY	78.34	2.82
JUN	78.91	2.80
JUL	79.44	2.78
AUG	79.93	2.76
SEP	80.37	2.73

30-Day WTI Settle (\$/bbl)



Natural Gas (\$/mmbtu)

Month	Price	Change
MAR	5.454	0.020
APR	5.432	0.027
MAY	5.483	0.033
JUN	5.552	0.035
JUL	5.626	0.035
AUG	5.688	0.032
SEP	5.721	0.032

PROPANE EXPORTS CALLED TO RUN 2.6 MILLION BBL IN FEBRUARY

About 2.6 million bbl of propane has been booked to be loaded on ships bound to Latin America from Houston, say traders familiar with the international LPG market.

In addition about 100,000 to 125,000 bbl of normal butane is also expected to be exported to Latin America.

The export picture for March and into the second quarter dims. One propane cargo of 400,000 bbl has been booked out of Houston, also expected to go to Latin America. And a cargo has been booked for April with another cargo booked for May. But, there doesn't seem to be any further interest, noted one trader familiar with the international market.

Looking at the import situation, the trader said he is seeing some interest in firms requesting space for imports. But, nothing has been firmed up. He speculated that the butane could arrive sometime in the middle of the second quarter.

Market analysts have been predicting that the U.S. could see propane imports arrive over the summer, but traders say they have yet to see any firm commitment to bring in product. As one noted, as long as Latin American demand for propane remains strong, that will likely cause cargos to head that direction. When that demand slackens propane could then head toward the U.S.

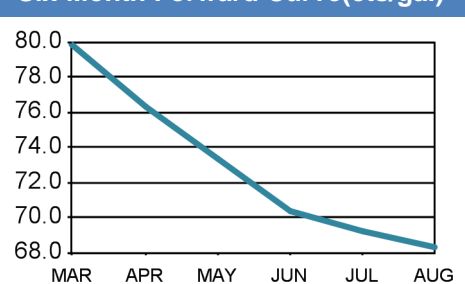
In spot trading, Conway propane anys were worked from \$1.3675-\$1.39/gal. Mt. Belvieu TET (LDH) propane anys traded from \$1.35375-\$1.40625/gal. Non-TET normal butane anys saw \$1.515-\$1.535/gal trade. Non-TET natural gasoline anys printed completed deals from \$1.77-\$1.83/gal. Ethane anys were marked from 83.5-86cts/gal.

Ethane C2 - Mt. Belvieu (cts/gal)

OPIS 14:30 ET Snapshot: **85.000**

Forward Month	Average Price	Low Assessment	High Assessment	Net Change	Frac Spread	Percent of Crude
MAR	79.8125	79.500	80.125	2.0625	43.6416	43.31
APR	76.3125	75.500	77.125	2.0625	40.2875	41.13
MAY	73.3125	72.500	74.125	2.0625	36.9492	39.21
JUN	70.3125	69.500	71.125	2.0625	33.4916	37.34
JUL	69.1875	68.250	70.125	2.0000	31.8759	36.50
AUG	68.3125	67.500	69.125	2.0000	30.5897	35.83
2Q '10	73.3125	72.500	74.125	2.0625	36.9095	39.23
3Q '10	68.1875	67.250	69.125	2.0000	31.2328	36.17

Six-Month Forward Curve(cts/gal)

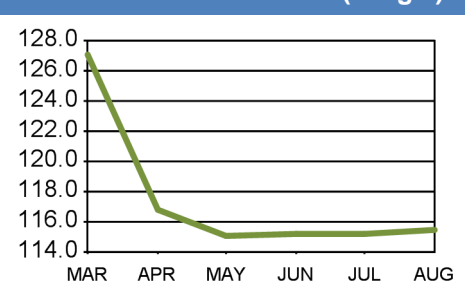


Propane C3 - TET(LDH) - Mt. Belvieu (cts/gal)

OPIS 14:30 ET Snapshot: **139.125**

Forward Month	Average Price	Low Assessment	High Assessment	Net Change	Frac Spread	Percent of Crude
MAR	127.0000	124.500	129.500	5.2500	77.0834	68.92
APR	116.7500	114.000	119.500	5.2500	67.0347	62.92
MAY	115.0000	113.000	117.000	4.5625	64.8179	61.51
JUN	115.1250	112.500	117.750	4.9375	64.3114	61.14
JUL	115.1250	112.000	118.250	4.8750	63.6342	60.74
AUG	115.4375	112.125	118.750	4.7500	63.3792	60.55
2Q '10	115.6250	113.167	118.083	4.9165	65.3880	61.86
3Q '10	115.4375	112.125	118.750	4.7500	63.5067	60.64

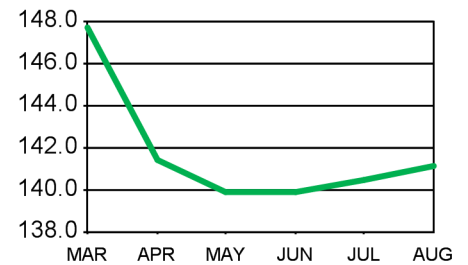
Six-Month Forward Curve(cts/gal)



N. Butane NC4 - Non TET- Mt. Belvieu (cts/gal) *OPIS 14:30 ET Snapshot: 152.500*

Forward Month	Average Price	Low Assessment	High Assessment	Net Change	Frac Spread	Percent of Crude
MAR	147.6250	147.500	147.750	1.4375	91.0616	80.11
APR	141.3750	141.000	141.750	1.6875	85.0397	76.20
MAY	139.8750	139.500	140.250	1.6875	83.0108	74.81
JUN	139.8750	139.500	140.250	1.6875	82.2952	74.28
JUL	140.4375	140.000	140.875	1.6875	82.0903	74.10
AUG	141.0625	140.750	141.375	1.6875	82.0723	73.99
2Q '10	140.3750	140.000	140.750	1.6875	83.4486	75.10
3Q '10	141.1875	140.750	141.625	1.6875	82.0813	74.04

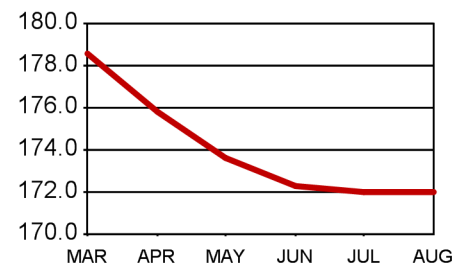
Six-Month Forward Curve(cts/gal)



N. Gasoline C5 - Non TET- Mt. Belvieu (cts/gal) *OPIS 14:30 ET Snapshot: 178.000*

Forward Month	Average Price	Low Assessment	High Assessment	Net Change	Frac Spread	Percent of Crude
MAR	178.5000	177.500	179.500	7.6250	115.7790	96.87
APR	175.7500	174.500	177.000	7.1250	113.2820	94.72
MAY	173.6250	172.250	175.000	6.8750	110.5705	92.86
JUN	172.2500	170.750	173.750	6.7500	108.4020	91.48
JUL	172.0000	170.250	173.750	6.7500	107.3010	90.75
AUG	172.0000	170.250	173.750	6.7500	106.5880	90.21
2Q '10	173.8750	172.500	175.250	6.9165	110.7515	93.02
3Q '10	172.0625	170.375	173.750	6.8125	106.9445	90.48

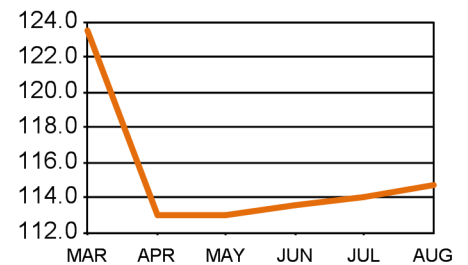
Six-Month Forward Curve(cts/gal)



Propane C3 - Conway In-well (cts/gal) *OPIS 14:30 ET Snapshot: 138.250*

Forward Month	Average Price	Low Assessment	High Assessment	Net Change	Frac Spread	Percent of Crude
MAR	123.5000	123.250	123.750	3.0000	73.5834	67.02
APR	113.0000	112.750	113.250	3.0000	63.2847	60.90
MAY	113.0000	112.750	113.250	3.0000	62.8179	60.44
JUN	113.5000	113.250	113.750	3.0000	62.6864	60.28
JUL	114.0000	113.750	114.250	3.0000	62.5092	60.15
AUG	114.7500	114.500	115.000	3.0000	62.6917	60.19
2Q '10	113.1670	112.917	113.417	3.0000	62.9297	60.54
3Q '10	114.7500	114.500	115.000	3.0000	62.6004	60.17

Six-Month Forward Curve(cts/gal)



Oil Price Information Service (OPIS) • www.opisnet.com
 9737 Washingtonian Blvd., Suite 100, Gaithersburg, MD 20878
 Phone: 888.301.2645 • Fax: 301.287.2535 • opis@opisnet.com

Start my subscription to: Renew my subscription to:
 OPIS NGL Forwards Report (NGLF09001) – \$695/month (Charter Price)
 (for multiple subscriptions, please call 888.301.2645)

Payment Options
 My check for \$ _____ is enclosed payable to OPIS (TIN#26-3622417)
 Charge \$ _____ to my VISA Master Card American Express
 Card #: _____ Exp. Date: _____
 Signature: _____
 Bill Me \$ _____ (must initial here _____)

Name _____
 Company _____
 Address _____
 City _____ State _____ ZIP _____ Country _____
 Phone _____ Fax _____
 Email (required) _____

OPIS NGL Gas Forwards Report Methodology:

The OPIS daily end-of-day NGL Forwards Report provides a snap shot glimpse of monthly and quarterly forward assessments. The values shown in the report include low and high assessments and an overall OPIS average assessment for Mont Belvieu TET (LDH) propane, non-TET normal butane, natural gasoline, purity ethane, and Conway propane with ranges representing market projections as well as completed transactions.

At times, liquidity is low in gas liquids forward markets and price reporting can be subjective. Therefore, editors talk to a cross-section of market participants, and any information editors receive pertaining to forward transactions is kept strictly confidential.

OPIS editors have the discretion to exclude values that represent extraordinary circumstances or are far outside the range of other values reported on a given day. Deals generally represent volumes of 10,000 bbl. or greater at Mont Belvieu and 2,500 bbl or greater at Conway, though smaller volumes may be considered at an editor's discretion. Editors have the ability to reflect transactions reached on electronic platforms, but will not include a price in daily ranges simply because it appeared on an electronic platform. Ranges are only changed in the case of clerical mistakes and typographical errors.

The spot price at today's settlement is a confirmation of bids, asks and/or transactions at the time of the NYMEX close.
 Note: quarterly values reflect three months of prices, even if all three are not currently displayed in the above report.

OPIS NGL Forward Coverage


SCHEDULE FOR WEEK OF FEB 1, SUBJECT TO CHANGE WITHOUT NOTICE

Feb. 1: Mary Welge

Feb. 2, 3, 5: Clifton Linton

Feb. 4: Mike Angell

Any questions about this report, call:
CLIFTON LINTON at 510-227-5659
BRAD ADDINGTON at 509-624-1012
MARY WELGE at 732-730-5263
MIKE ANGELL at 203-912-8729



Specifications:

C3 (propane): 90,830 btu/gal, .507 relative density liquid, 0.0915 heat value
Nc4 (normal butane): 102,916 btu/gal, .584 relative density liquid, 0.1037 heat value (Mont Belvieu non-TET Nc4 refers to isomerization grade)
C5 (natural gasoline): 115,021 btu/gal, .664 relative density liquid, 0.115 heat value
C2 (purity ethane): (Percent by Liquid Volume)
Methane 3.0 LV%
Ethane 95.0 LV% 100.0 LV%
Ethylene 1.0 LV%
Heavier than Ethane 3.5 LV%
Propylene 1.0 LV%
Corrosion 1B
Corrosion Additive or Inhibitor 1 ppmw
Total Sulfur, ppmw. in Liquid 30 ppmw
Dryness No Free Water (Visual)
Carbon Dioxide, ppmw. in Liquid 1000 ppmw
Heat Value 0.0663