

OPIS Mexico Fuels Report

Monthly Analytics Supplement about Mexico's Fuel Market

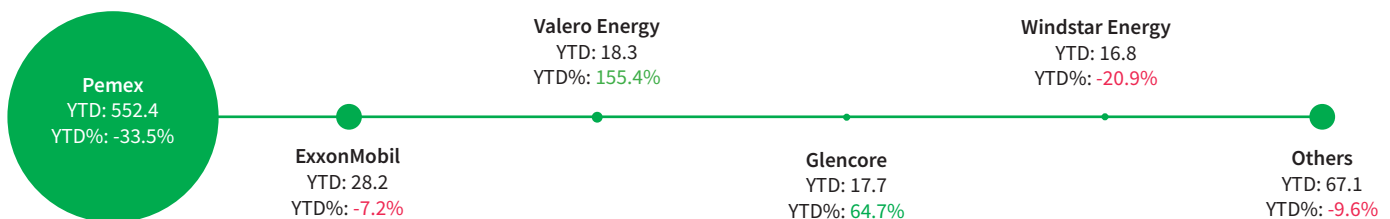
10 JULY 2020

Top Fuel Importers in Mexico ('000 b/d)

	PRODUCT BREAKDOWN				TRANSPORTATION METHOD				CHANGES			
	MAY	GASOLINE	DIESEL	JET FUEL	MARITIME	RAILWAY	TRUCK	PIPELINE	YTD	M/M%	Y/Y%	YTD%
Total Imports	442.1	303.9	134.8	3.4	323.3	58.3	33.6	26.9	700.8	-37.6	-55.7	-28.1
Pemex	303.4	234.5	68.9	0.0	281	0.0	2.9	19.5	552.4	-45.8	-63.5	-33.5
ExxonMobil	30.8	22.1	8.7	0.0	0.0	30.8	0.0	0.0	28.2	14.1	-9.1	-7.2
Valero Energy	22.9	6.3	16.6	0.0	0.0	15.3	0.2	7.4	18.4	6.8	169.0	155.4
Marathon Petroleum	16.4	10.7	5.7	0.0	12.5	2.1	1.8	0.0	16.2	0.8	3.4	15.3
Windstar Energy	15.4	10	5.4	0.0	0.0	4.1	11.3	0.0	16.9	-0.1	-31.6	-20.9
Others	53.2	20.3	29.5	3.4	29.8	6.1	17.3	0.0	68.7	-21.8	-38.0	-3.2

Note: Gasoline includes MTBE Imports | Source: PIERS by IHS Markit

Top Fuel Importers in Mexico Year to Date ('000 b/d)



Share over Mexico's Total Fuel Supply in May ('000 b/d)



Note: Includes Gasoline, Diesel, Jet Fuel and MTBE | Source: PIERS by IHS Markit and Mexico's Energy Secretariat

Primary Regional Fuel Importers in May ('000 b/d)



Top Fuel Exporters to Mexico ('000 b/d)

	PRODUCT BREAKDOWN				TRANSPORTATION METHOD				CHANGES			
	MAY	GASOLINE	DIESEL	JET FUEL	MARITIME	RAILWAY	TRUCK	PIPELINE	YTD	M/M%	Y/Y%	YTD%
TOTAL EXPORTS	442.1	303.9	134.8	3.4	323.3	58.3	33.6	26.9	700.8	-37.6	-55.7	-28.1
PMI Trading	304.9	235.4	69.4	0.0	281.0	0.0	4.4	19.5	553.3	-45.6	-63.4	-33.5
ExxonMobil	30.8	22.1	8.7	0.0	0.0	30.8	0.0	0.0	28.2	14.1	-9.1	-7.2
Valero Energy	25.4	6.3	19.1	0.0	0.0	15.3	2.7	7.4	18.6	7.0	138.3	78.2
Marathon Petroleum	16.4	10.7	5.7	0.0	12.5	2.1	1.8	0.0	16.2	0.8	3.4	15.3
Windstar Energy	15.0	9.6	5.4	0.0	0.0	3.7	11.3	0.0	15.3	8.8	-21.8	-16.6
Others	49.6	19.7	26.5	3.4	29.8	6.5	13.3	0.0	69.1	-25.8	-42.4	-1.5

Note: Gasoline includes MTBE Imports | Source: PIERS by IHS Markit

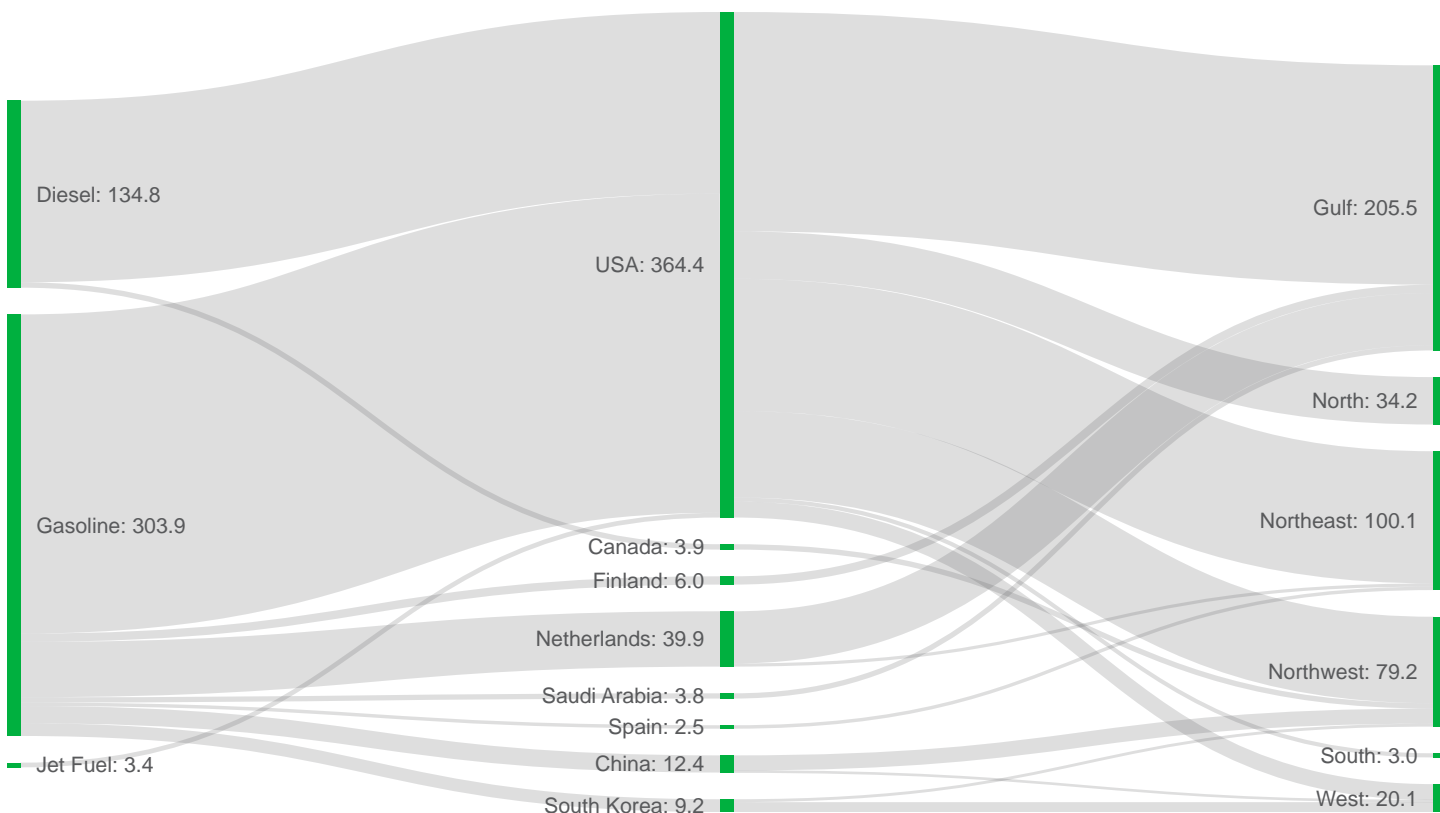
Mexican Fuel Imports by Source Country ('000 b/d)

	PRODUCT BREAKDOWN				CHANGES	
	MAY	GASOLINE	DIESEL	JET FUEL	M/M%	Y/Y%
TOTAL EXPORTS	442.1	303.9	134.8	3.4	-37.6	-55.7
USA	364.4	230.1	130.9	3.4	-39.8	-57.4
Netherlands	39.9	39.9	0.0	0.0	-2.9	-22.0
China	12.4	12.4	0.0	0.0	-38.2	-58.8
South Korea	9.2	9.2	0.0	0.0	-20.3	-72.8
Finland	6.0	6.0	0.0	0.0	0	4.0
Canada	3.9	0.0	3.9	0.0	-41.5	0
Saudi Arabia	3.8	3.8	0.0	0.0	-42.9	0
Spain	2.5	2.5	0.0	0.0	-71.2	-74.7
Others	0.0	0.0	0.0	0.0	-99.8	-99.8

	PRODUCT BREAKDOWN				
	YTD	GASOLINE	DIESEL	JET FUEL	YTD%
TOTAL EXPORTS	700.8	303.9	134.8	3.4	-28.1
USA	643.2	230.1	130.9	3.4	-28.0
Netherlands	32.6	39.9	0.0	0.0	56.0
China	10.3	12.4	0.0	0.0	-37.7
Belgium	3.7	0.0	0.0	0.0	981.1
Spain	3.5	2.5	0.0	0.0	9.6
South Korea	2.3	9.2	0.0	0.0	-90.1
Japan	2.0	0.0	0.0	0.0	-62.7
Canada	1.3	0.0	3.9	0.0	0
Others	1.8	0.0	0.0	0.0	-84.6

Note: Gasoline includes MTBE Imports | Source: PIERS by IHS Markit

Regional Fuel Imports Breakdown by Source Country in May ('000 b/d)



Note: Gasoline includes MTBE Imports | Source: PIERS by IHS Markit

Breakdown of Imports by Transportation Method and Entry Point

	PRODUCT BREAKDOWN				YTD	CHANGES		
	MAY	GASOLINE	DIESEL	JET FUEL		M/M%	Y/Y%	YTD%
TOTAL IMPORTS	442.1	303.9	134.8	3.4	700.8	-37.6	-55.7	-28.1
MARITIME	323.3	233.3	87.2	2.8	546.9	-42.1	-59.8	-28.9
Tuxpan	112.9	96.6	13.6	2.8	179.7	-45.5	-45.8	-5.3
Veracruz	46.4	24.1	22.3	0.0	53.1	-7.0	-36.5	-21.7
Coatzacoalcos	38.1	22.0	16.2	0.0	78.1	-57.4	-75.8	-47.7
Ensenada	30.4	21.5	8.9	0.0	41.0	-29.5	-35.2	-24.9
Tampico	21.0	21.0	0.0	0.0	33.2	-24.0	-74.8	-57.0
Others	17.2	14.3	2.9	0.0	41.3	-11.3	-77.2	-24.7
Guaymas	15.1	7.5	7.6	0.0	21.0	-16.6	-61.7	-47.6
Manzanillo	13.2	9.4	3.8	0.0	35.1	-56.0	-72.1	-36.8
Topolobampo	11.7	5.4	6.3	0.0	16.7	-38.6	-55.5	-40.5
Mazatlan	9.2	7.6	1.6	0.0	30.0	-72.3	-75.7	-28.1
Dos Bocas	8.0	4.0	4.0	0.0	17.8	-62.1	-11.8	64.7
RAILWAY	58.3	33.4	24.7	0.2	77.8	-13.3	-38.5	-16.4
Nuevo Laredo	36.4	24.9	11.5	0.0	52.9	-20.0	-43.1	-18.6
Piedras Negras	12.9	5.6	7.3	0.0	8.0	51.4	40.1	-3.7
Ciudad Juarez	5.7	2.4	3.3	0.0	8.4	-19.0	-22.8	10.9
Matamoros	1.7	0.1	1.6	0.0	3.6	-34.5	-66.8	-21.0
Nogales	1.5	0.4	0.9	0.2	4.9	-56.7	-83.0	-35.4
TRUCK	33.6	22.3	10.9	0.4	46.2	-22.4	-41.9	-25.7
Reynosa	10.7	7.1	3.5	0.1	21.7	-44.7	-63.5	-32.0
Ciudad Juarez	9.0	6.4	2.6	0.0	7.7	0.5	35.8	45.2
Matamoros	6.4	4.9	1.2	0.3	10.1	-17.5	-39.1	-14.5
Colombia	2.9	0.6	2.3	0.0	2.6	-13.0	-65.7	-75.0
Nogales	1.6	1.3	0.3	0.0	0.9	30.7	359.3	718.3
Mexicali	1.5	0.8	0.7	0.0	1.1	36.4	121.1	89.4
Tijuana	1.0	0.6	0.3	0.0	1.0	-0.8	9.1	31.4
Piedras Negras	0.7	0.6	0.0	0.0	0.9	-12.0	-36.5	-28.8
Nuevo Laredo	0.0	0.0	0.0	0.0	0.1	-	-100.0	3328.6
PIPELINE	26.9	14.8	12	0.0	29.7	-31.8	-34.3	-40.5
Ciudad Juarez	19.5	14.3	5.1	0.0	24.5	-34.7	-52.3	-43.7
Nuevo Laredo	7.4	0.5	6.9	0.0	5.3	-22.5	-	-
Matamoros	0.0	0.0	0.0	0.0	0.0	-	-	-100.0

Note: Gasoline includes MTBE Imports | Source: PIERS by IHS Markit

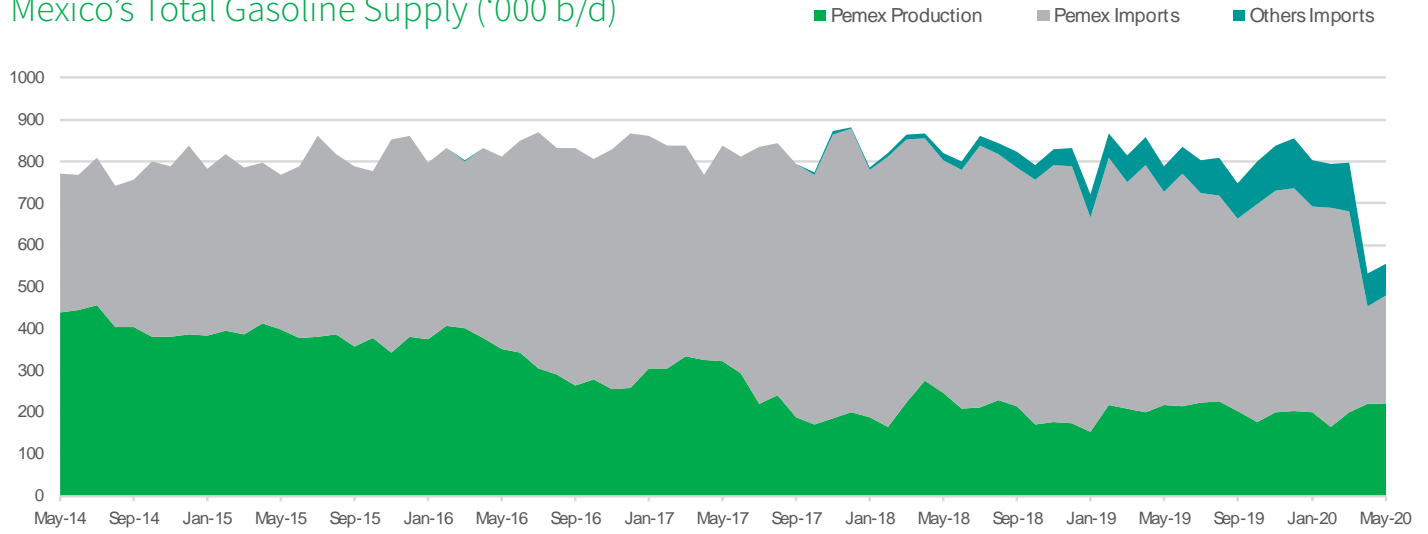


Find Your Market Share, New Clients, and Supply Trends In Mexico's Opening Fuel Market

PIERS Enterprise is the leading provider of import and export data at the detailed, bill-of-lading level – a heritage rooted in 40 years of amassing the industry's largest U.S. waterborne trade data set. In addition to U.S. trade data, you can find detailed import and export transactions for Mexico, China, India, Vietnam and other 11 markets across Latin America as well as trade statistics for more than 80 countries.

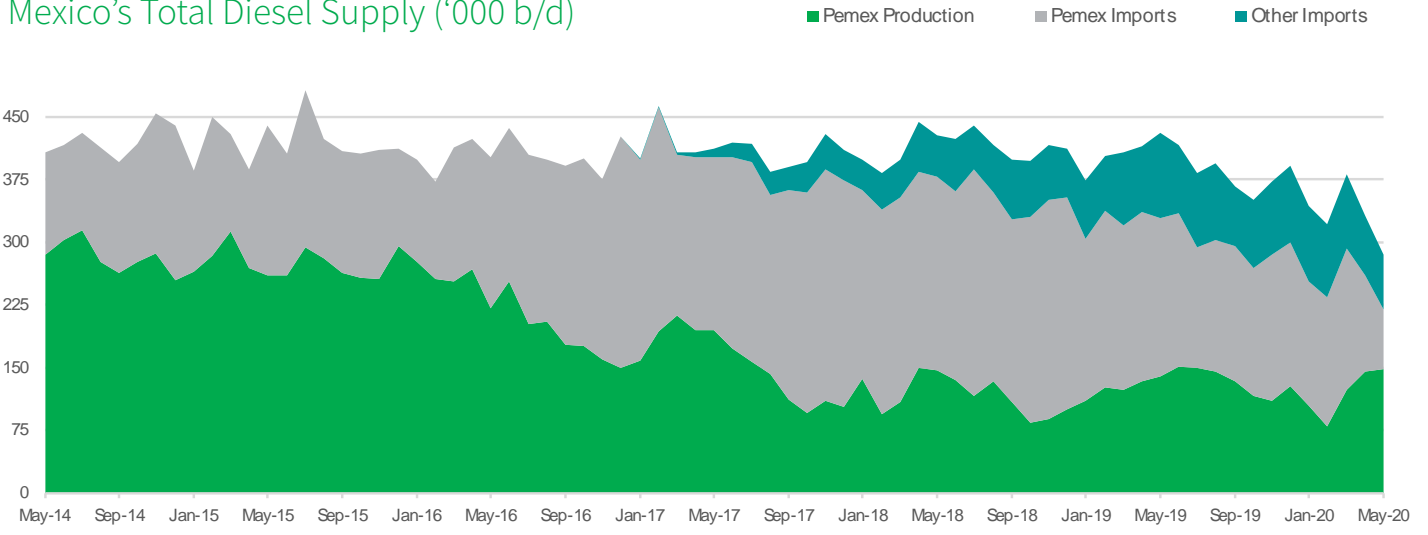
Click [here](#) to request a free PIERS demo and learn how to obtain insights about over 100 market participants exporting and importing fuel into Mexico.

Mexico's Total Gasoline Supply ('000 b/d)



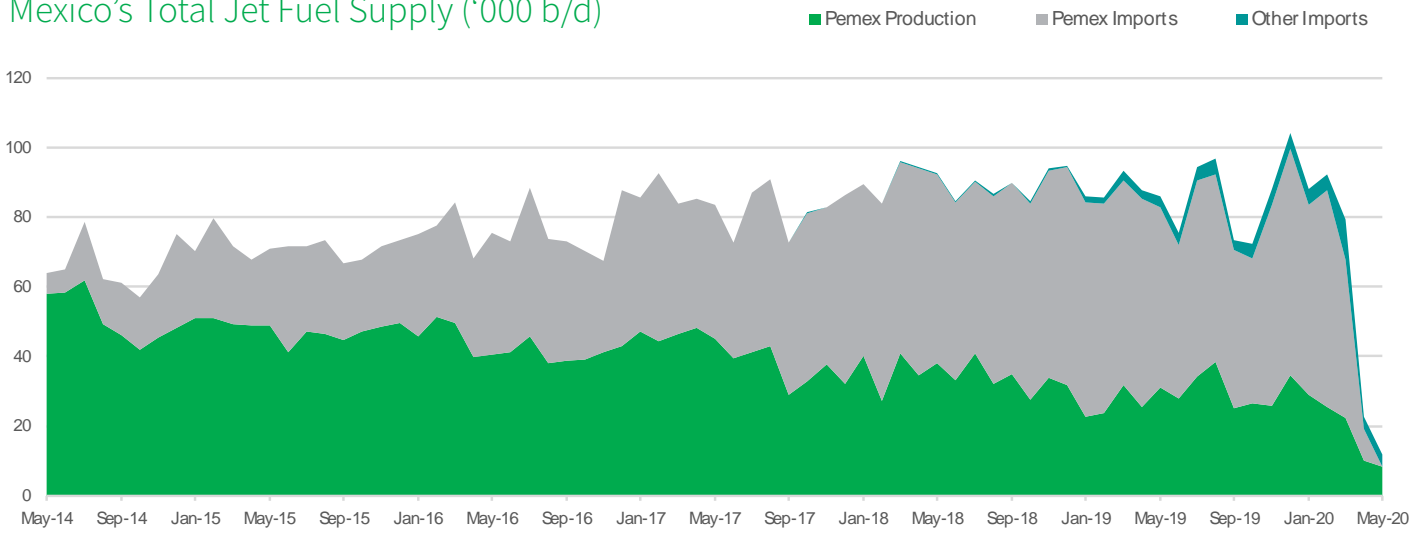
Source: SENER

Mexico's Total Diesel Supply ('000 b/d)



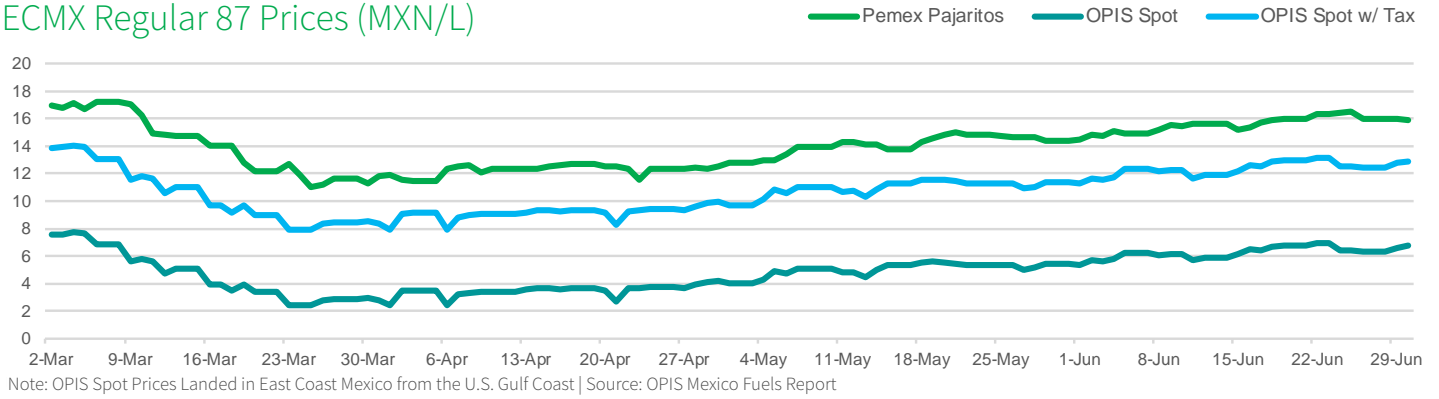
Source: SENER

Mexico's Total Jet Fuel Supply ('000 b/d)

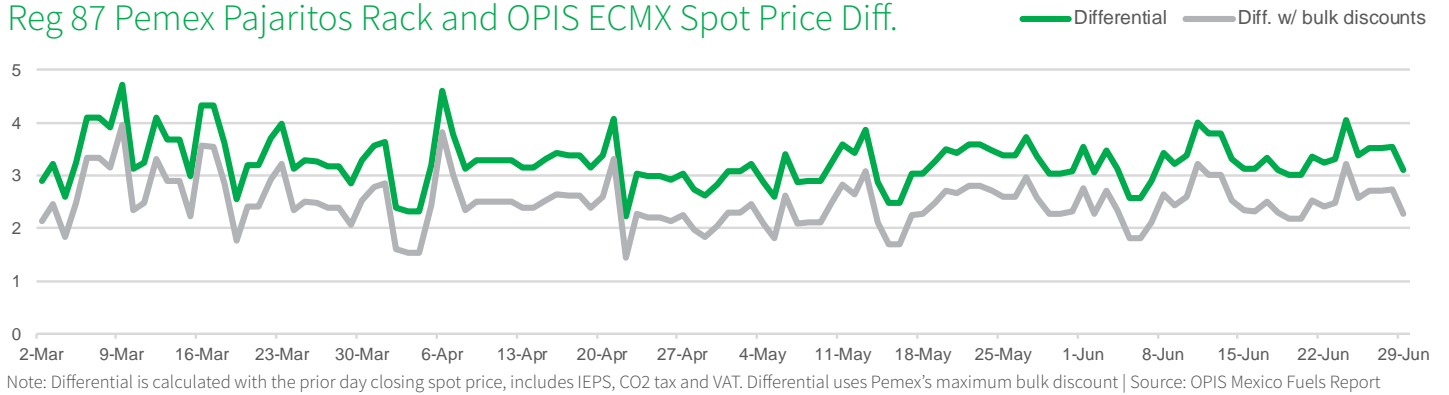


Source: SENER

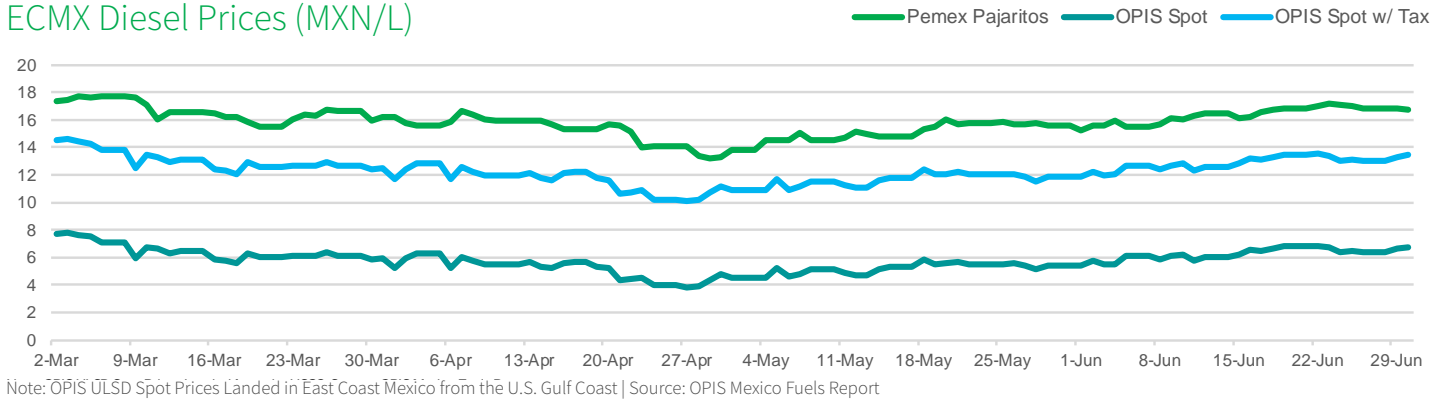
ECMX Regular 87 Prices (MXN/L)



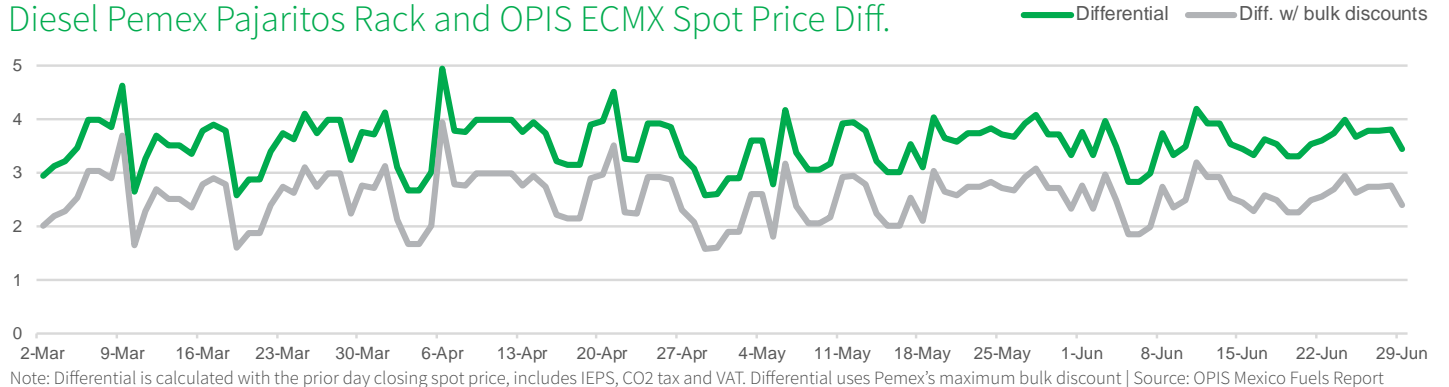
Reg 87 Pemex Pajaritos Rack and OPIS ECMX Spot Price Diff.



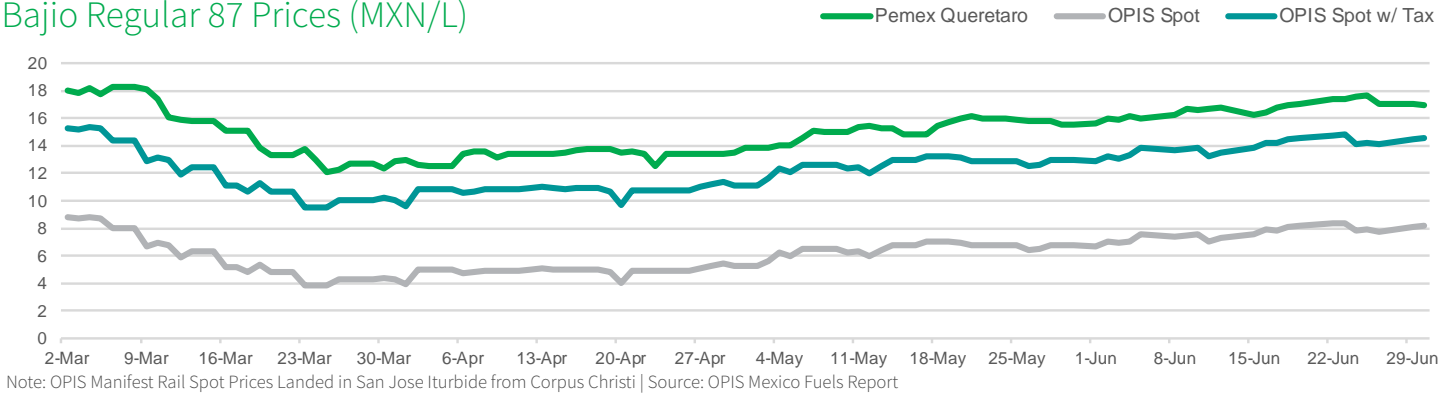
ECMX Diesel Prices (MXN/L)



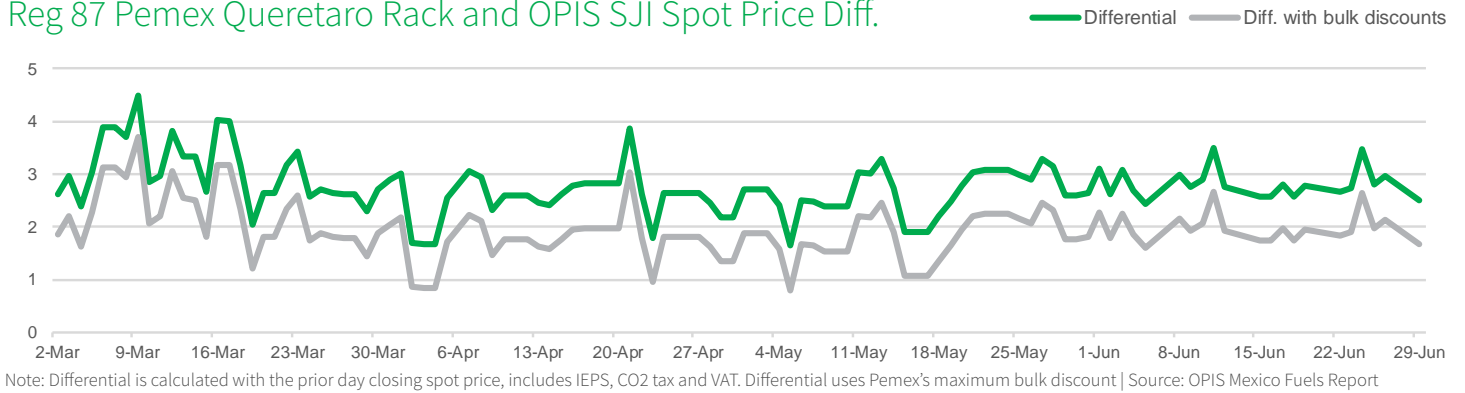
Diesel Pemex Pajaritos Rack and OPIS ECMX Spot Price Diff.



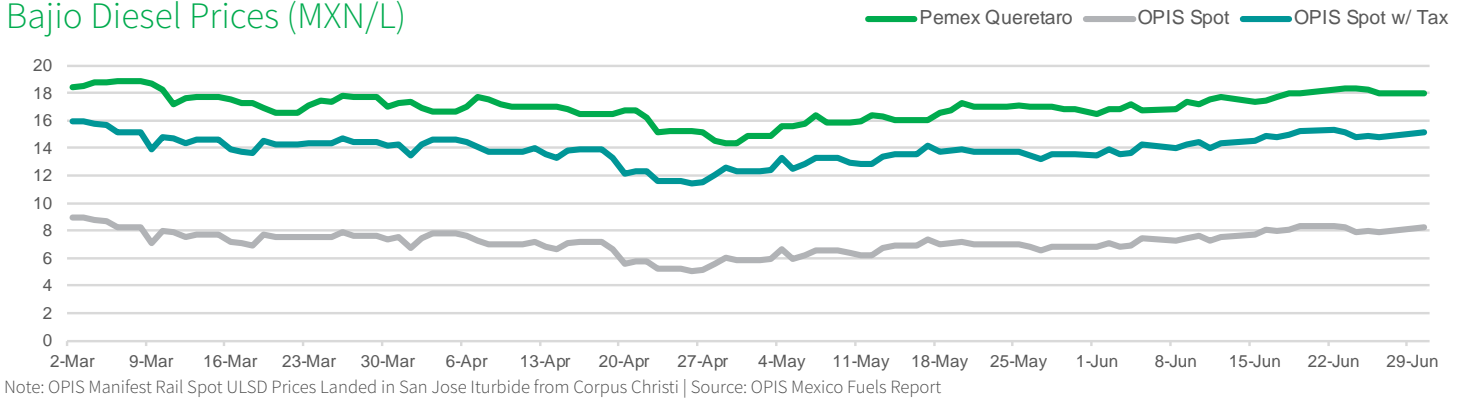
Bajio Regular 87 Prices (MXN/L)



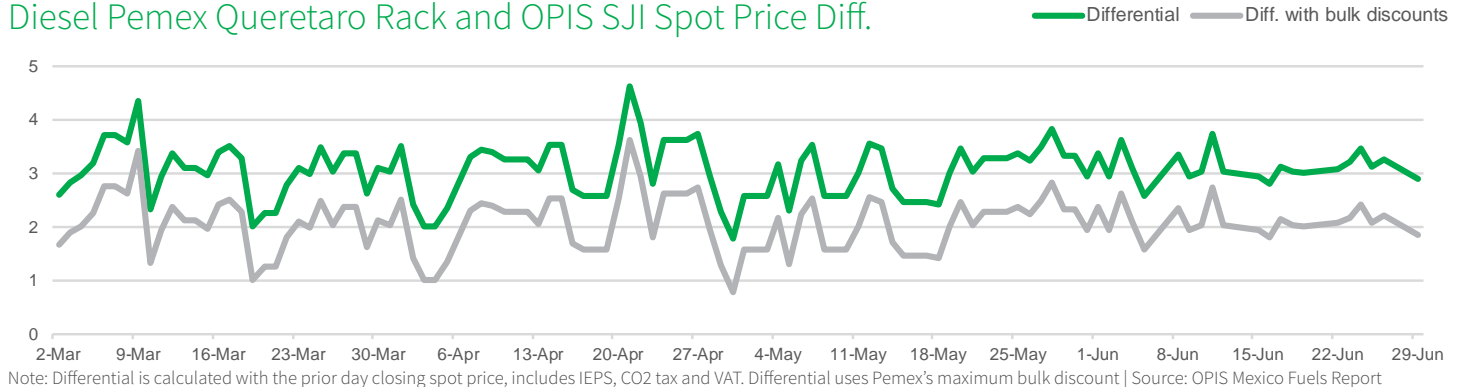
Reg 87 Pemex Queretaro Rack and OPIS SJI Spot Price Diff.



Bajio Diesel Prices (MXN/L)



Diesel Pemex Queretaro Rack and OPIS SJI Spot Price Diff.



June's OPIS News Alerts Highlights

Court Postpones Hearing Mexico's Inventory Policy Injunction Requests

Mexico's legal system has postponed the hearing of multiple injunction requests against the country's Public Policy on Minimum Fuel Inventories (PPMFI), OPIS has learned. Courts have suspended their operations amid the coronavirus disease 2019 (COVID-19) outbreak, hearing only urgent matters that impact human rights.

Mexico's Retailers Don't See Full Demand Recovering Until 2021: ONEXPO

It is unlikely that Mexico will see a full recovery to pre-coronavirus disease 2019 (COVID-19) levels until next year, Roberto Diaz de Leon, president of Mexico's largest retail association, ONEXPO, said Friday. The reactivation of critical economic sectors such as mining, manufacturing and construction and the lifting of some mobility restrictions have helped fuel demand to recover.

Pemex Mogas Sales up 5.8% in May; HSFO Output Up 25%

Pemex gasoline sales slightly recovered in May as driving activity began to recover despite stay-at-home orders to contain coronavirus disease 2019 (COVID-19), data from the state-owned company reveals. In May, Pemex sold 472,900 b/d of gasoline, an increase of 26,000 b/d compared with the prior month. However, year over year (YOY), Pemex gasoline sales dropped by 36%.

AFPM Denounces Mexico's Treatment of U.S. Energy Companies to Trump

The American Fuel and Petrochemical Manufacturers denounced Mexico's treatment of U.S. energy companies in a letter addressed to President Donald Trump on June 23. The letter signed by AFPM President Chet Thompson was sent to the U.S. president on the same day Trump announced President Andres Manuel Lopez Obrador would visit the White House soon.

Mexico Minimum Inventory Policy Will Lead to Higher Logistic Costs: Sources

The small size of new storage terminals in Mexico will make it difficult for private companies to maintain strategic inventories and lead to higher inventory rotation costs, sources told OPIS.

Market Sources Expect Pemex Will Restart Salina Cruz Refinery Soon

June 24, 2020---Market sources suspect Pemex will restart its 330,000-b/d Salina Cruz refinery, Mexico's largest, soon after being struck by a fire and a massive earthquake on June 23.

Security Reinforced at Pemex's Guanajuato Assets Following Cartel Threats

Mexican forces strengthened security around Pemex's 220,000-b/d Salamanca refinery as well as pipelines crossing Guanajuato state on June 22, following the violent clashes reported during the weekend. The security reinforcement comes after the leader of the Santa Rosa de Lima Cartel leader (CSRL), Jose Yepez, said it would "blow" the government.

Marketers Tying Sales of Mexican Inventory Tickets With Supply Deals

State-owned Pemex and private companies are tying the sale of tickets for the fulfillment of Mexico's Public Policy of Minimum Fuel Inventories (PPMFI) with supply contracts, a potentially illegal move, multiple marketers told OPIS.

Offer to Sell Fuel to Venezuela Raises Specter of Sanctions on Mexico

An offer by Mexico's president in late June to sell fuel to a beleaguered Venezuela most likely caught the attention of oil companies in the United States who are wary of getting caught up in the ongoing political tension between the U.S. and the South American nation. But it's unlikely sales of Mexican fuel to Venezuela will ever take place or, if it does, that the Trump administration would immediately take action that could harm U.S. companies.

Trafigura-Backed Fuel Terminal Begins Operations in Central Mexico

SIADSA's 150,000-bbl fuel storage terminal in Atlacomulco, State of Mexico, began operating in April, Trafigura told OPIS. The SIADSA terminal is a joint venture partnership between Singapore-based trading group Trafigura and Mexican retail group Hidrosina.

Constraints Could Lead to Legal Actions Against Mexico's Inventory Policy

Without enough access to fuel inventory tickets, companies might declare force majeure or seek legal injunctions against Mexico's Public Policy on Minimum Fuel Inventories (PPMFI), market observers told OPIS.

Mexico's Drafted Energy Policy Guidelines Omit Private Participation

Mexico's Energy Secretariat's (SENER) draft of its latest multiannual energy Sector Program (PROSENER-2020-2024) omitted mechanisms for private participation in the downstream and upstream energy sector.

June's OPIS News Alerts Highlights

API Claims Mexico's Energy Practices Have Violated Trade Agreements

Mexico has discriminated against energy companies in violations of current and impending trade agreements with the U.S. and Canada, complicating U.S. investment efforts to compete in the fuels marketing industry and benefiting state-owned Pemex, the American Petroleum Institute said in a letter to U.S. leaders on June 15

Mexico's Fuel Sector Susceptible to Drug Cartels in Wake of COVID-19: IHSM

Mexico's criminal activity will grow as a result of the coronavirus disease 2019 (COVID-19) crisis, increasing the risks for downstream companies, IHS Markit's Country Risk team has warned. "We see many indicators and red flags that indicate increased confrontations among drug cartels, homicide, theft, and extortions over the coming years in Mexico," said Carlos Cardenas, IHS Markit director for Latin America Country Risk.

Mexico's Proposed Regulatory Overhaul Seeks to Shift Fuel Oversight to CNH

The oversight of the entire hydrocarbon sector would fall under Mexico's National Hydrocarbon Commission under the proposed constitutional reform by President Andres Manuel Lopez Obrador's MORENA party to overhaul the country's regulatory system introduced on June 10.

AFPM Denounces Mexico's Treatment of U.S. Energy Companies to Trump

The American Fuel and Petrochemical Manufacturers denounced Mexico's treatment of U.S. energy companies in a letter addressed to President Donald Trump on June 23.

IPS Joins Mexico Top Fuel Importers in April; Mogas Imports Fall 27.9% YOY

Impulsadora de Productos Sustentables (IPS) jumped into the rank of the top 10 fuel importers in Mexico during April, a month in which overall fuel imports fell 28.5% year over year (YOY) amid the coronavirus disease 2019 (COVID-19) outbreak, data from PIERS Enterprise by IHS Markit shows. IPS imported 5,200 b/d of diesel into Mexico, primarily via the port of Tuxpan.

Mexico Driving Levels Close to Double Since April; Mogas Sales Down 35% YOY

Mexico's driving levels for the first week of June reached 60% of the activity reported at the beginning of the year, almost twice the level reported by Apple for mid-April.

Pemex Eyes 8th Refinery; Aims to Process 1.2 Million B/d of Oil by Dec.

Pemex is advancing its refinery rehabilitation program to process 1.2 million b/d crude by the end of the year, and it is evaluating turning its Cangrejera petrochemical facility in Coatzacoalcos into its eighth refinery, the Mexican government announced during the weekend.

Pemex Might Limit Inventory Ticket Sale Only to Its Clients: Draft Rules

Pemex could condition the sale of inventory tickets related to Mexico's Public Policy on Minimum Fuel Inventory (PPMFI) to the volume of fuel sold to the counterparty, a draft of guidelines seen by OPIS in early June reveals.

More Mexican Vessels May Refuel in US With Removal of Subsidies: Marketer

The fishing industry in Mexico is worried that the removal of fuel subsidies by the federal government could jeopardize jobs and that vessels near the border with the U.S. could try to load fuel there, a Mexican fuel marketer told OPIS.

Trafigura-Backed Fuel Terminal Begins Operations in Central Mexico

SIADSA's 150,000-bbl fuel storage terminal in Atlacomulco, State of Mexico, began operating in April, Trafigura told OPIS. The SIADSA terminal is a joint venture partnership between Singapore-based trading group Trafigura and Mexican retail group Hidrosina.

Pemex Crude Runs Grow, But Mogas Yield Drops: SENER Data

Despite processing its highest volume of crude oil in nearly two years, Pemex is producing less gasoline, data from Mexico's Energy Secretariat (SENER). Pemex ended April processing 701,000 b/d of crude oil during the week ended May 2, down from 776,000 b/d in the prior week, its highest level since July 2018.

Access Full News Alerts from Your Inbox

OPIS Mexico Fuels Report provides subscribers the best news coverage, analysis and insights delivered daily by email in real time. Stories featured here can be found by searching the headlines in your inbox.

Storage Facilities Currently Operating or Expected to Come Online in 2020



	STATE	LOCATION	DEVELOPER	KNOWN/PRESUMED OFFTAKERS	CAPACITY	CRE PERMIT	STATUS
1	Gto.	San Jose Iturbide	Grupo SIMSA	ExxonMobil, Pemex, Shell	650K bbl	Yes	Operating
2	Jal.	Lagos de Moreno	Olstor Service	Repsol, Pemex, Akron	300K bbl	Yes	Operating
3	N.L.	Salinas Victoria	Bulkmatic	ExxonMobil	1.2M bbl	Yes	Operating
4	S.L.P.	San Luis Potosí	TCM	ExxonMobil	300K bbl	Yes	Operating
5	St. Mex.	Atzaculmulco	SIADSA	Trafigura, Hidrobenz	150K bbl	Yes	Operating
6	Tab.	Paraiso	AxfalTec	Glencore	600K bbl	Yes	Operating
7	Tamps.	Nuevo Laredo	NuStar	Valero	35K bbl	Yes	Operating
8	Ver.	Veracruz	Vopak	Koch Industries	464K bbl	Yes	Operating
9	Yuc.	Progreso	Hidrosur	Pemex	460K bbl	Yes	Operating
10	Ver.	Tuxpan	Itzoil	ExxonMobil, Shell, Trafigura	1.4M bbl	Yes	Partially Op.
11	Hgo.	Tula	Itzoil	ExxonMobil, Shell, Trafigura	720K bbl	Yes	2020
12	Pue.	Huejotzingo	ENOVA	Valero	650K bbl	Yes	2020
13	St. Mex.	Temascalapa	ENOVA	Valero	860K bbl	Yes	2020
14	Tamps.	Matamoros	Ter. Rio Bravo	Vitol	270K bbl	Yes	2020
15	Ver.	Veracruz	ENOVA	Valero	2.1M bbl	Yes	2020
16	B.C.	Ensenada	ENOVA	BP, Chevron	1.2M bbl	Yes	2021
17	B.C.	Rosarito	Marathon Petroleum	Marathon Petroleum	660K bbl	Aug. 2019*	2021
18	Chih.	Chihuahua	Windstar	Windstar	130K bbl	Yes	2021
19	Col.	Manzanillo	ENOVA/Trafigura	Marathon, Trafigura, BP	2.2M bbl	Yes	2021
20	Jal.	El Salto	Itzoil	Marathon Petroleum	450K bbl	Sept. 2019*	2021
21	Jal.	Guadalajara	ENOVA	BP	290K bbl	Feb. 2020*	2021
22	Jal.	Guadalajara	Sylos-Tysa	Valero	900K bbl	No Application	2021
23	N.L.	Monterrey	Grupo Mexico	Valero	425K bbl	No Application	2021
24	Qro.	Queretaro	Avant Energy/Savage	Unconfirmed	450K bbl	Yes	2021
25	Sin.	Topolobampo	ENOVA	Marathon Petroleum, Chevron	1.6M bbl	Yes	2021

Note: Capacity listed is the same as in the CRE storage permit.*Refers to CRE admission date for processing the storage permit. Source: OPIS, SENER, CRE

Storage Facilities Expected to Come Online in 2021



STATE	LOCATION	DEVELOPER	KNOWN/PRESUMED OFFTAKERS	CAPACITY	CRE PERMIT	STATUS	
26	Son.	Hermosillo	Windstar	Windstar	130K bbl	Yes	1H21
27	St. Mex.	Acolman	HST/CLH	Repsol	1.2M bbl	Yes	2021
28	St. Mex.	Axapusco	Enermex	Enermex	1M bbl	Yes	2021
29	Tamps.	Matamoros	KRZ Fuel Terminal	Karzo Gas	60K bbl	Yes	2021
30	Tamps.	Altamira	Huasteca Fuel Term.	ExxonMobil	1.6M bbl	Yes	2021
31	Tamps.	Altamira	Avant Energy/Savage	Unconfirmed	1.2M bbl	Yes	2021
32	Tamps.	Altamira	Operadora de Term. Maritimas	Valero	1.1M bbl	Feb. 2020	2021
33	Ver.	Tuxpan	SSA Marine/Monterra	Total, Repsol	3.1M bbl	Yes	2021
34	Ver.	Coatzacoalcos	High Level Energy	Unconfirmed	600K bbl	Feb. 2020*	2021
35	Agu.	Cosio	Ferropuerto K'eri	Unconfirmed	1.2M bbl	Yes	Unconfirmed
36	B.C.	Mexicali	Baja California Energy Translogic	Unconfirmed	200K bbl	Yes	Unconfirmed
37	B.C.	Ensenada	Energy Translogistics	Unconfirmed	515K bbl	Yes	Unconfirmed
38	B.C.	Ensenada	Servicios Portuarios	Unconfirmed	525K bbl	Yes	Unconfirmed
39	Chih.	Chihuahua	Almacen de Petroliferos de Chih.	Unconfirmed	130K bbl	Yes	Unconfirmed
40	Chih.	Ej. Cuauhtemoc	Energy Translogistics	Unconfirmed	300K bbl	Yes	Unconfirmed
41	Col.	Manzanillo	Logistica de Fluidos y Graneles	Unconfirmed	510K bbl	Jul. 2019*	Unconfirmed
42	Col.	Manzanillo	Porter FG	Unconfirmed	870K bbl	Yes	Unconfirmed
43	Col.	Manzanillo	CFE Generacion III	Unconfirmed	320K bbl	Yes	Unconfirmed
44	Dur.	Durango	Grupo SIMSA	Unconfirmed	960K bbl	Yes	Unconfirmed
45	Dur.	Gomez Palacio	Grupo SIMSA	Unconfirmed	360K bbl	Yes	Unconfirmed
46	Tamp.	Reynosa	Grupo R	Unconfirmed	300K bbl	Yes	Unconfirmed
47	Hgo.	Tizayuca	Gasoductos Servicios Corp.	Unconfirmed	750K bbl	Yes	Unconfirmed
48	Hgo.	Hidalgo	Admn. de Gasoductos Mexicanos	Unconfirmed	N/A	Feb. 2020*	Unconfirmed
49	Hgo.	Hidalgo	Oper. y Transvase de Hidalgo	Unconfirmed	N/A	Feb. 2020*	Unconfirmed
50	Hgo.	Tula	Oper. y Transvase de Hidalgo	Unconfirmed	N/A	Sept. 2019*	Unconfirmed

Note: Capacity listed is the same as in the CRE storage permit.*Refers to CRE admission date for processing the storage permit. Source: OPIS, SENER, CRE

STATE	LOCATION	DEVELOPER	KNOWN/PRESUMED OFFTAKERS	CAPACITY	CRE PERMIT	STATUS	
51	Hgo.	Tula	Pemex	Pemex	700K bbl	No Application	Unconfirmed
52	Hgo.	Tula	Bulkmatic	Unconfirmed	700K bbl	No Application	Unconfirmed
53	Jal.	N/A	ENX Terminals	Unconfirmed	N/A	Feb. 2020*	Unconfirmed
54	Jal.	Acatlan	Terminal de H. Gotemburgo	Unconfirmed	N/A	Feb. 2020*	Unconfirmed
55	Jal.	Guadalajara	Bulkmatic	Unconfirmed	600K bbl	No Application	Unconfirmed
56	Mich.	Lazaro Cardenas	Promotora Inmobiliaria de Balsas	Unconfirmed	2M bbl	Yes	Unconfirmed
57	Mich.	Lazaro Cardenas	Terminales Portuarias del Pacifico	Unconfirmed	475K bbl	Yes	Unconfirmed
58	N.L.	General Escobedo	Grupo SIMSA	Unconfirmed	1.08M bbl	Yes	Unconfirmed
59	N.L.	N/A	Terminales EnergeX	Unconfirmed	N/A	Jan. 2020*	Unconfirmed
60	N.L.	N/A	Soldep de Mexico	Unconfirmed	N/A	Feb. 2020	Unconfirmed
61	N.L.	N/A	Forza Combustibles	Unconfirmed	N/A	Feb. 2020*	Unconfirmed
62	Q. Roo.	Cancun	Pemex, Trafigura, Hidrobenz	Pemex, Trafigura	310K bbl	No Application	Unconfirmed
63	S.L.P.	San Luis Potosi	Interport FTZ	Unconfirmed	325K bbl	Yes	Unconfirmed
64	Son.	S.M. Horcasitas	Grupo SIMSA	Unconfirmed	730K bbl	Yes	Unconfirmed
65	Son.	Hermosillo	Bulkmatic	Unconfirmed	500K bbl	No Application	Unconfirmed
66	St. Mex.	Jocotitlan	P&S Oil and Gas TAR	Unconfirmed	210K bbl	No Application	Unconfirmed
67	St. Mex.	Jilotepec	Rockwell Diseporsa	Unconfirmed	2.2M bbl	No Application	Unconfirmed
68	Tamps.	Altamira	Cooper T. Smith	Unconfirmed	640K bbl	Yes	Unconfirmed
69	Tamps.	Altamira	Vopak	Unconfirmed	Unk. bbl	No Application	Unconfirmed
70	Ver.	Tuxpan	Catan Energia	Unconfirmed	N/A	Feb. 2020*	Unconfirmed
71	Ver.	Tuxpan	TMM and Sierra Oil & Gas	Unconfirmed	500K bbl	Yes	Unconfirmed
72	Ver.	Veracruz	IDESA	Unconfirmed	280K bbl	Yes	Unconfirmed
73	Ver.	Veracruz	Tar Veracruz	Unconfirmed	1.3M bbl	No Application	Unconfirmed

Note: Capacity listed is the same as in the CRE storage permit.*Refers to CRE admission date for processing the storage permit. Source: OPIS, SENER, CRE



OPIS Full-Day Refined Spots Report

Gasoline, diesel and jet fuel spot pricing, news and commentary for the U.S. Gulf Coast, Atlantic Coast and Midwest.

Our editors tap into a deep pool of industry sources to provide a comprehensive reference for Gulf Coast, Gulf Coast Waterborne, NY Harbor Barge, NY Harbor Cargo, Buckeye Pipeline, Laurel Pipeline, Boston Harbor Cargo, Linden Junction, Group 3, Chicago Comprehensive, Buckeye Complex, Wolverine Pipeline and West Shore/Badger pipelines spot markets. We take our cues from the market and follow it as it trades. [View our methodology.](#)

[Click here to try the OPIS Full-Day Refined Spots Report free for 10 days.](#) It's published daily and is available by email or FTP and can be also be customized by market to suit your needs.

"We find OPIS spot prices for the U.S. refined product markets to be consistently reliable and accurate. We have confidence in the scope of their market coverage and the integrity of their survey process. OPIS has a good working knowledge of the industry and the markets and strive to understand the fundamental factors influencing price movements beyond simple reporting of numbers," Mark Anderle, Trading and Supply, TAC Energy

EDITORIAL TEAM**TOM KLOZA**

Global Head - Energy Analysis
 +(1) 732 730 2558
 ICE IM: tkloza
 tom.kloza@ihsmarkit.com

JENNIFER BRUMBACK

Director - Americas Refined
 Products and Renewables
 +(1) 727 202 6501
 ICE IM: jbrumback2
 jennifer.brumbach@ihsmarkit.com

STEVE TAN

VP - Strategic Content
 +(65) 964 23 267
 steve.tan@ihsmarkit.com

LISA STREET

Associate Director - Americas
 Refined Products and Carbon
 +(1) 832 679 72251
 ICE IM: lstreet2
 lisa.street@ihsmarkit.com

MEXICO REFINED PRODUCTS**DANIEL RODRIGEZ**

+(52) 8842.7354
 ICE IM: darodriguez
 daniel.rodriguez@ihsmarkit.com

JUSTIN SCHNEEWIND

+(1) 281.531.8192
 ICE IM: jschneewind2
 justin.schneewind@ihsmarkit.com

U.S. GULF COAST**ANDREW ATWAL**

+(1) 301 284 1961
 ICE IM: aatwal
 andrew.atwal@ihsmarkit.com

CORY WILCHEK

+(1) 301 284 2108
 ICE IM: cwilchek
 cory.wilchek@ihsmarkit.com

U.S. WEST COAST**BAYAN RAJI**

+(1) 832 679 7227
 ICE IM: braji1
 bayanraji@ihsmarkit.com

KYLEE WEST

+(1) 301 284 2108
 ICE IM: kwest
 kyleewest@ihsmarkit.com

MARKET NEWS COVERAGE**DENTON CINQUEGRANA**

FRANK TANG
BRAD ADDINGTON

BETH HEINSOHN

STEVE CRONIN

OFFICE LOCATIONS**MEXICO OFFICE**

Insurgentes Sur 1431
 Piso 9 Oficina 2
 Colonia Insurgentes Mixcoac
 Ciudad de Mexico C.P 03920

AMERICAS OFFICE

1401 Enclave Parkway
 Suite 500
 Houston, TX 77077
 (+1) 301 284 2000

SUBSCRIPTION INFORMATION

If you would like to subscribe to OPIS Mexico Fuels, call 888.301.2645 (U.S. only), +1 301.284.2000, or email energy@opisnet.com

